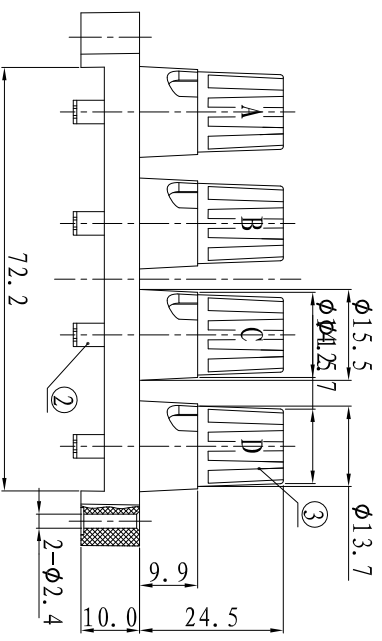
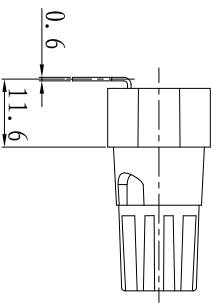
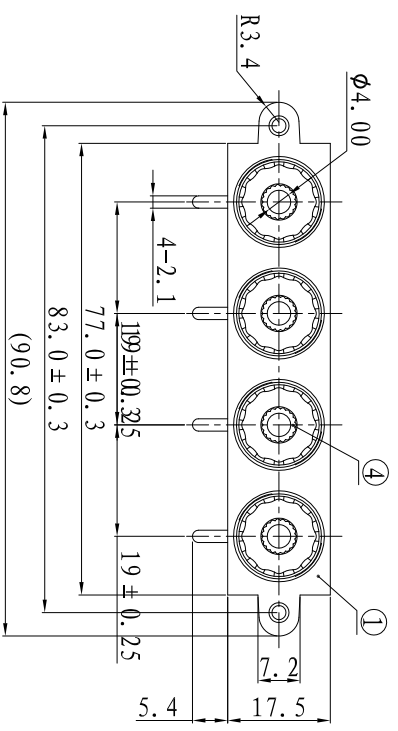
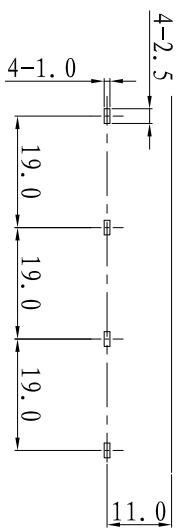


ALLOWANCE	
UNDER 3	± 0.1
3 TO 6	± 0.15
6 TO 15	± 0.2
15 TO 50	± 0.25
50 OVER	± 0.3

仅供参考



PCB LAYOUT
TOP VIEW



COLOR TABLE

CODE	A	B	C	D
COLOR	BLACK	RED	RED	RED

4	TERMINAL-C	BRASS t=0.6	4	CuSn PLATED	MODEL NO: WP4-23	ALLOWANCE:	DRAWN	BY:LZF	17.5.4
3	WASHER	ABS	4	SEE COLOE TABLE	TYPE: WP PUSH TERMINAL	UNIT: mm	CHECKED	BY:WLW	17.5.4
2	TERMINAL-A	BRASS	4	CuSn PLATED	MATERIAL NO:	SCALE:	APPROVED	BY:HXQ	17.5.4
1	HOUSE	ABS	1	BLACK	PROTECTION				
NO:	PART NAME	MATERIAL	QTY	FINISHING	ZWEE INDUSTRY(HK)CO.,LIMITED				